

CAISA / CIS 2010-2012 Aggregate

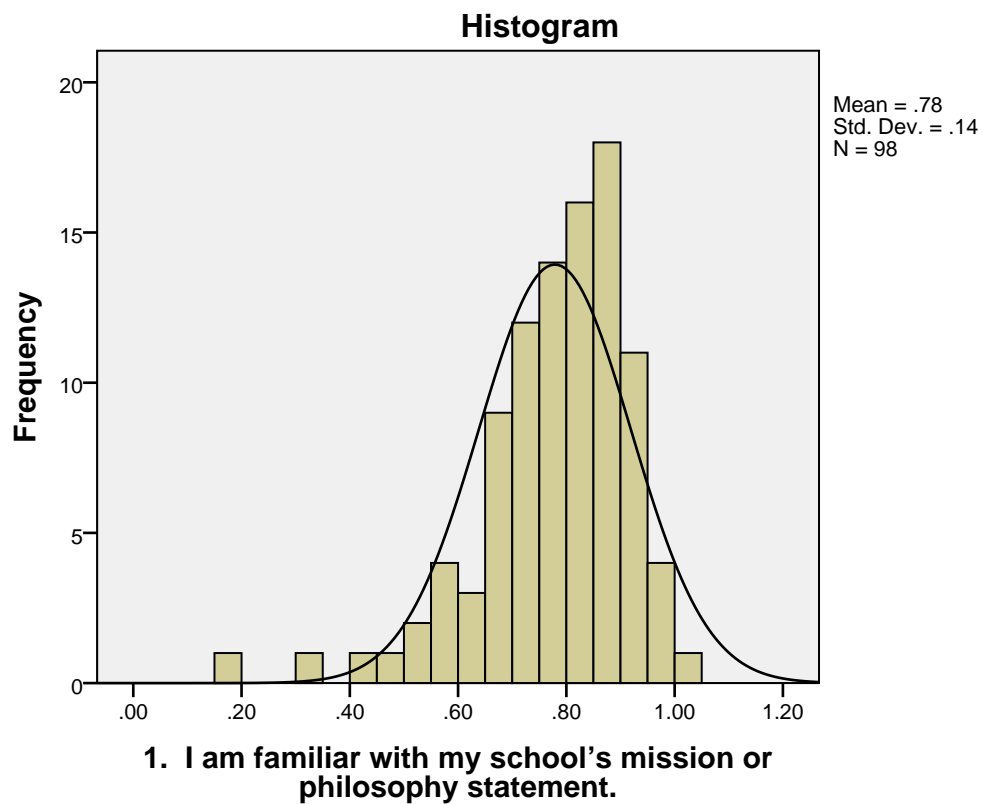
Students - Statistics & Histograms

Statistics

1. I am familiar with my school's mission or philosophy statement.

N	Valid	98
	Missing	0
Mean		.7787
Median		.8052
Mode		.85 ^a
Std. Deviation		.14029
Minimum		.20
Maximum		1.00
Percentiles	25	.7038
	50	.8052
	75	.8725
	90	.9326

a. Multiple modes exist. The smallest value is shown



CAISA / CIS 2010-2012 Aggregate

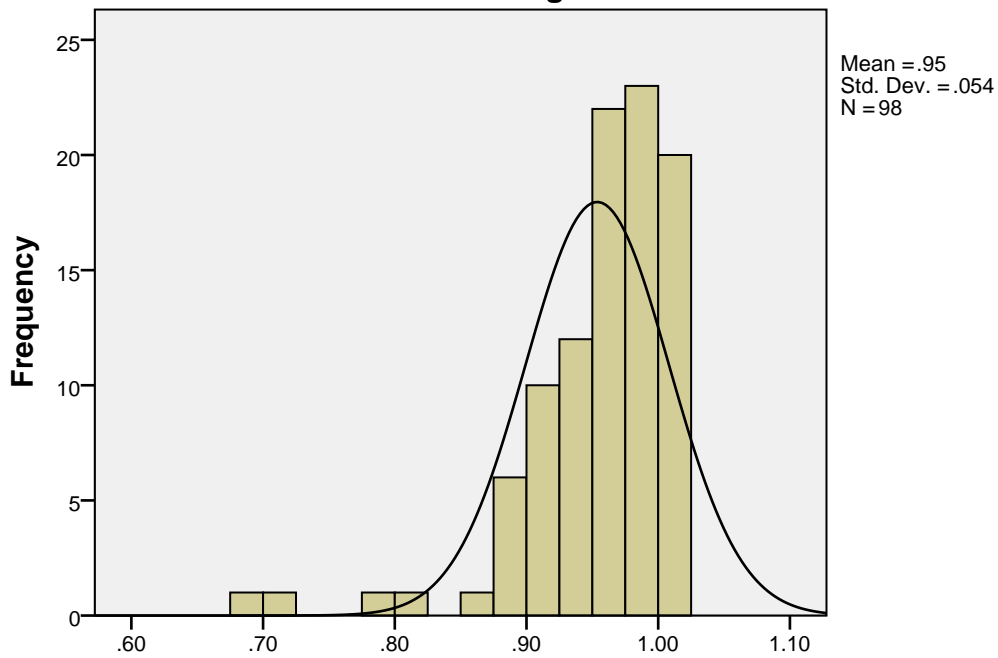
Faculty & Staff - Statistics & Histograms

Statistics

1. The school's Philosophy and Objectives or Mission Statement is appropriate to this school.

N	Valid	98
	Missing	0
Mean		.9537
Median		.9675
Mode		1.00
Std. Deviation		.05442
Minimum		.70
Maximum		1.00
Percentiles	25	.9338
	50	.9675
	75	.9895
	90	1.0000

Histogram



1. The school's Philosophy and Objectives or Mission Statement is appropriate to this school.

CAISA / CIS 2010-2012 Aggregate

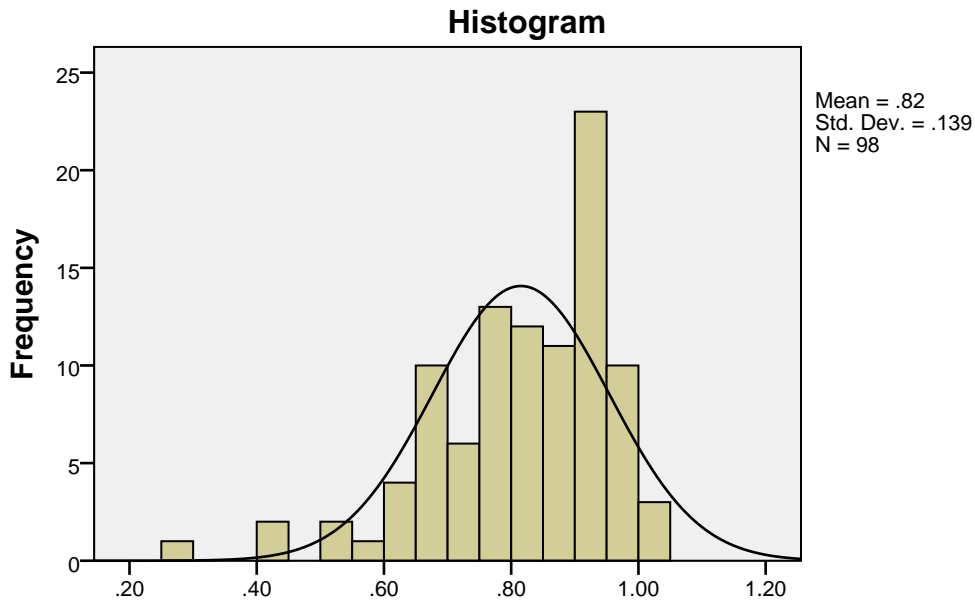
Faculty & Staff - Statistics & Histograms

Statistics

3. The school's Philosophy and Objectives or Mission Statement is regularly reviewed and revised, as necessary.

N	Valid	98
	Missing	0
Mean		.8153
Median		.8402
Mode		.80 ^a
Std. Deviation		.13892
Minimum		.29
Maximum		1.00
Percentiles	25	.7378
	50	.8402
	75	.9206
	90	.9641

a. Multiple modes exist. The smallest value is shown



3. The school's Philosophy and Objectives or Mission Statement is regularly reviewed and revised, as necessary.

CAISA / CIS 2010-2012 Aggregate

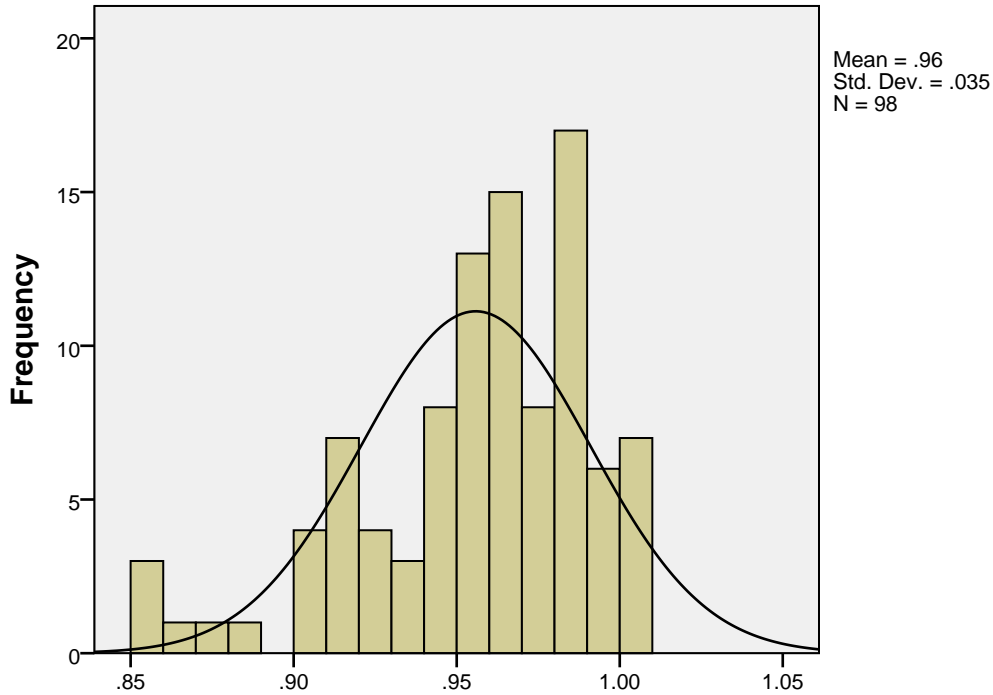
Parents - Statistics & Histograms

Statistics

1. I know and understand the mission or philosophy of my child's school.

N	Valid	98
	Missing	0
Mean		.9558
Median		.9640
Mode		1.00
Std. Deviation		.03515
Minimum		.85
Maximum		1.00
Percentiles	25	.9414
	50	.9640
	75	.9823
	90	.9938

Histogram



1. I know and understand the mission or philosophy of my child's school.

CAISA / CIS 2010-2012 Aggregate

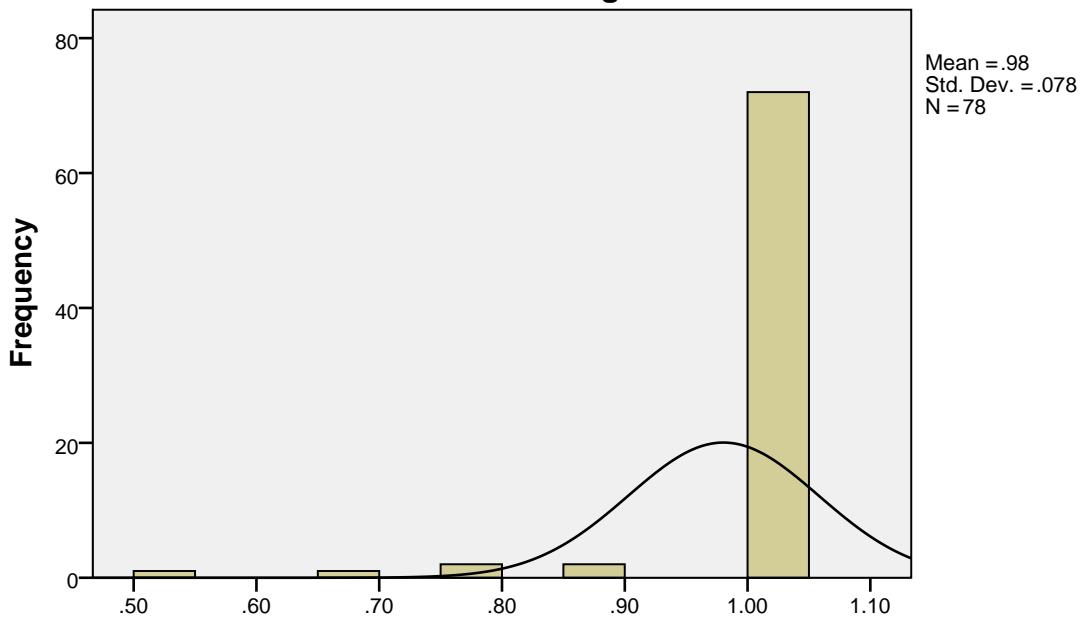
Board - Statistics & Histograms

Statistics

1. The Philosophy and Objectives or Mission Statement of the school is clear, effective, and appropriate for the school.

N	Valid	78
	Missing	0
Mean		.9804
Median		1.0000
Mode		1.00
Std. Deviation		.07762
Minimum		.50
Maximum		1.00
Percentiles	25	1.0000
	50	1.0000
	75	1.0000
	90	1.0000

Histogram



1. The Philosophy and Objectives or Mission Statement of the school is clear, effective, and appropriate for the school.

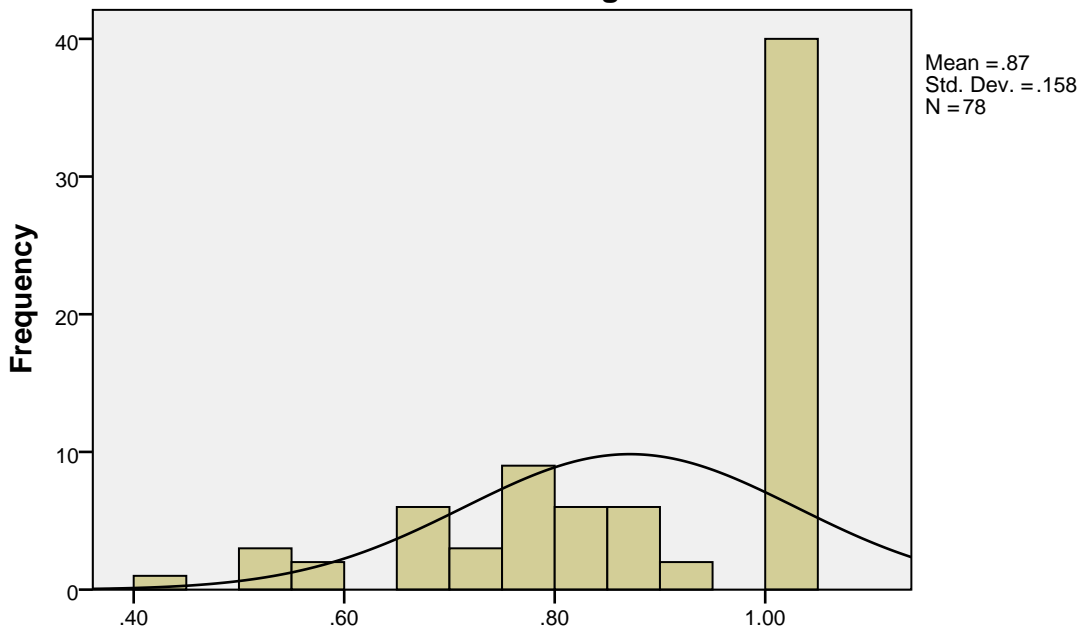
Board - Statistics & Histograms

Statistics

2. I had an opportunity to provide input into the school's Philosophy and Objectives or Mission Statement.

N	Valid	78
	Missing	0
Mean		.8716
Median		1.0000
Mode		1.00
Std. Deviation		.15815
Minimum		.41
Maximum		1.00
Percentiles	25	.7500
	50	1.0000
	75	1.0000
	90	1.0000

Histogram



2. I had an opportunity to provide input into the school's Philosophy and Objectives or Mission Statement.

CAISA / CIS 2010-2012 Aggregate

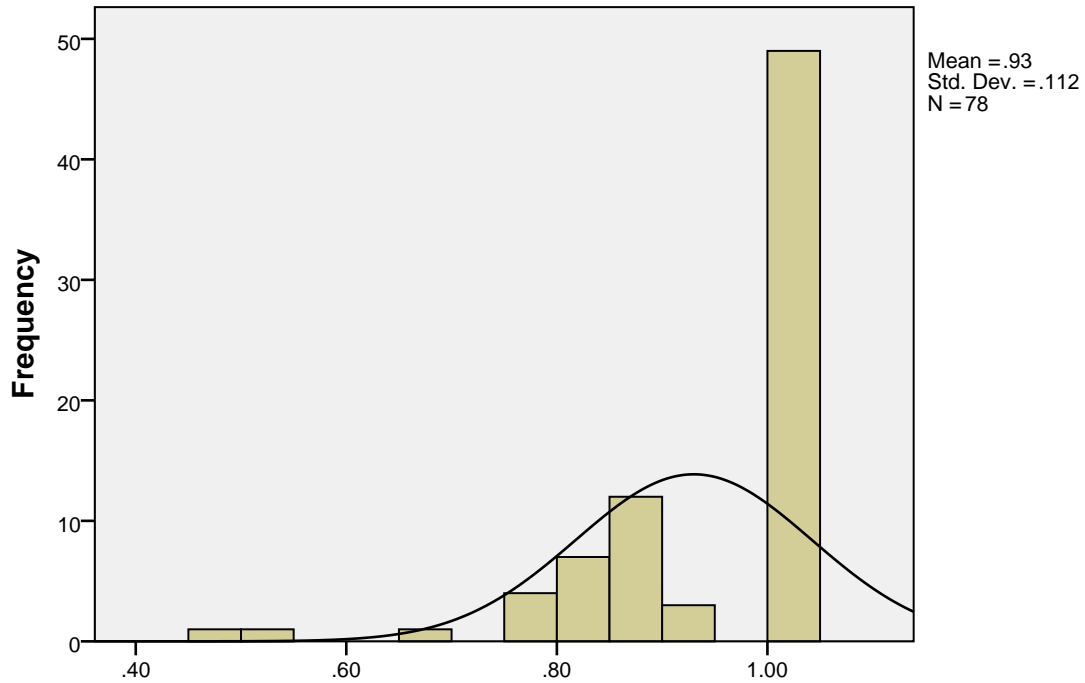
Board - Statistics & Histograms

Statistics

3. I am aware of the review process for the school's Philosophy and Objectives or Mission Statement.

N	Valid	78
	Missing	0
Mean		.9301
Median		1.0000
Mode		1.00
Std. Deviation		.11222
Minimum		.47
Maximum		1.00
Percentiles	25	.8750
	50	1.0000
	75	1.0000
	90	1.0000

Histogram



3. I am aware of the review process for the school's Philosophy and Objectives or Mission Statement.

CAISA / CIS 2010-2012 Aggregate

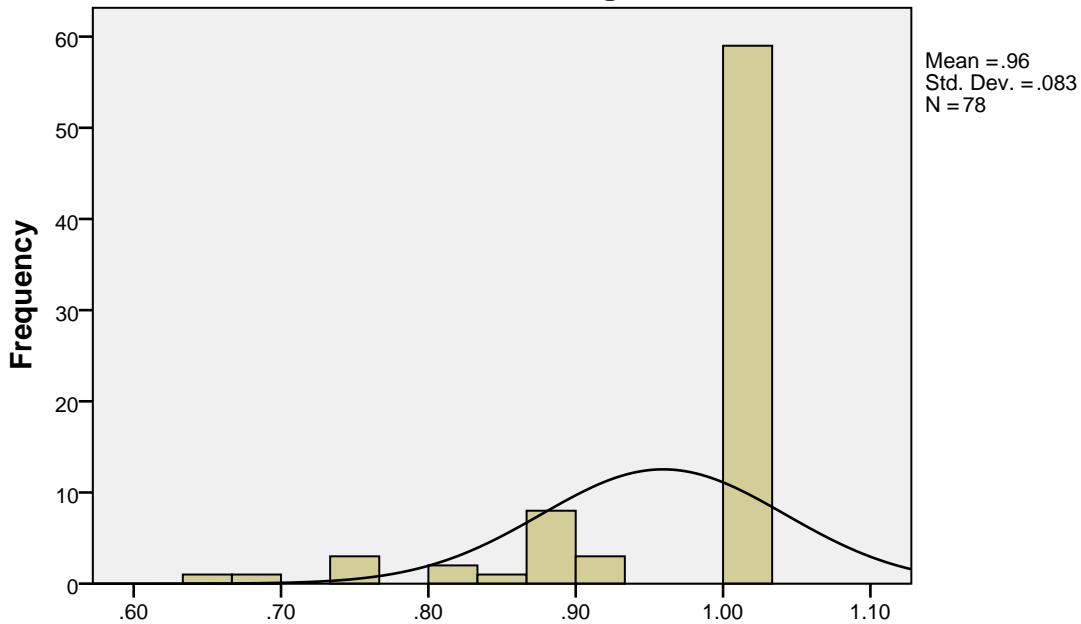
Board - Statistics & Histograms

Statistics

4. The school's Philosophy and Objectives or Mission Statement is used by the Board in making decisions about school programs and practices.

N	Valid	78
	Missing	0
Mean		.9594
Median		1.0000
Mode		1.00
Std. Deviation		.08273
Minimum		.65
Maximum		1.00
Percentiles	25	.9821
	50	1.0000
	75	1.0000
	90	1.0000

Histogram



4. The school's Philosophy and Objectives or Mission Statement is used by the Board in making decisions about school programs and practices.

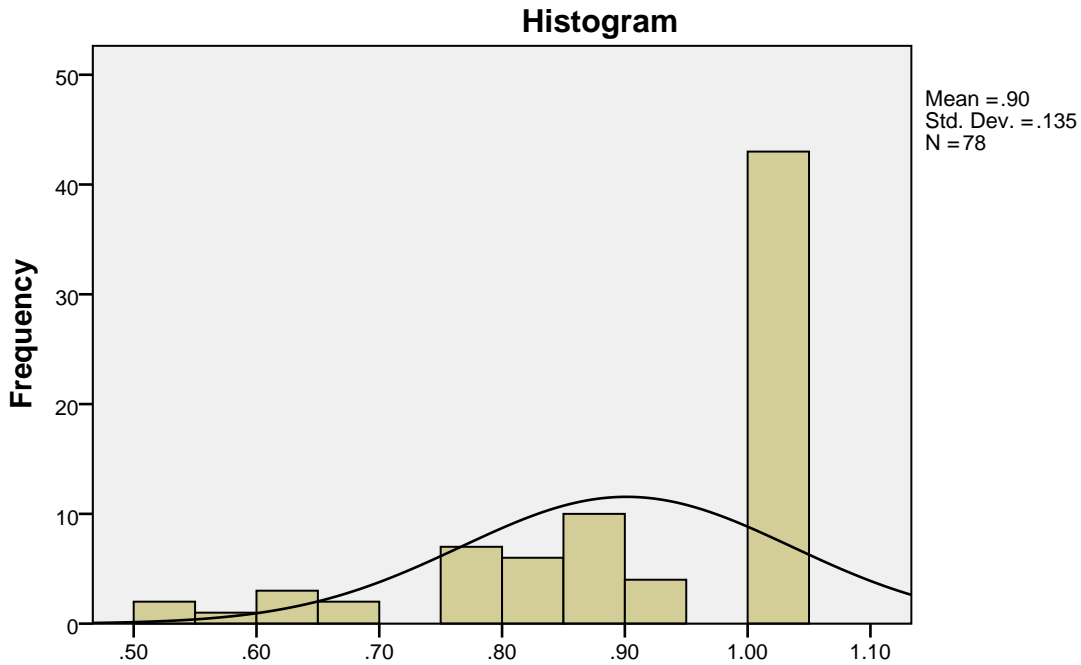
CAISA / CIS 2010-2012 Aggregate

Board - Statistics & Histograms

Statistics

5. As an individual board member, I regularly refer to the school's Philosophy and Objectives or Mission Statement in my decision making.

N	Valid	78
	Missing	0
Mean		.9013
Median		1.0000
Mode		1.00
Std. Deviation		.13471
Minimum		.50
Maximum		1.00
Percentiles	25	.8333
	50	1.0000
	75	1.0000
	90	1.0000



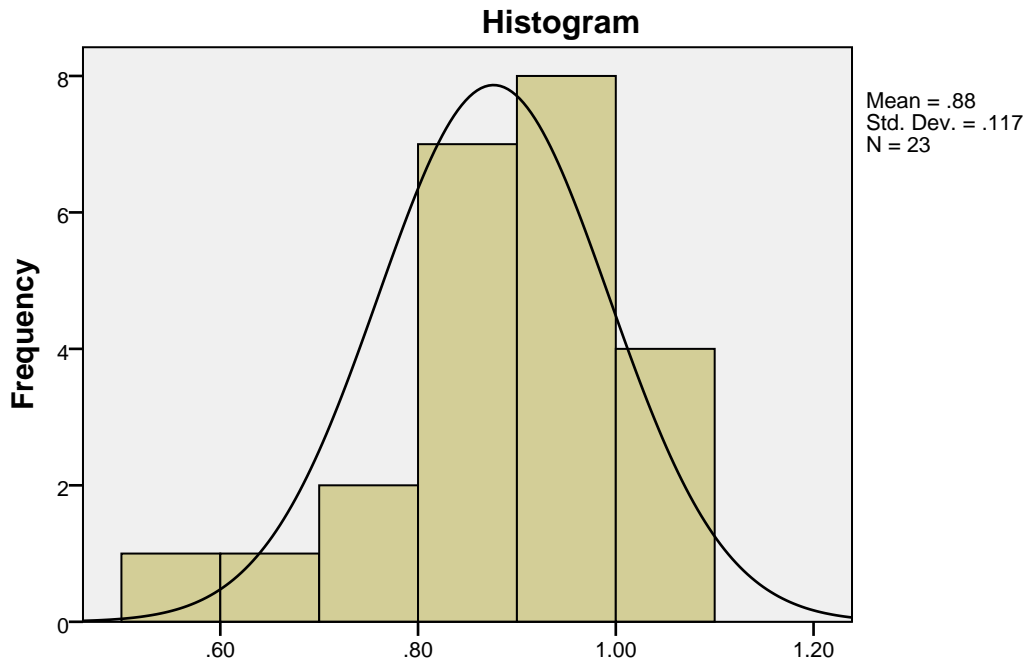
5. As an individual board member, I regularly refer to the school's Philosophy and Objectives or Mission Statement in my decision making.

Alumni - Statistics & Histograms

Statistics

1. I was aware of the major focus of the school's mission when I was a student there.

N	Valid	23
	Missing	0
Mean		.8763
Median		.9032
Mode		1.00
Std. Deviation		.11664
Minimum		.52
Maximum		1.00
Percentiles	25	.8235
	50	.9032
	75	.9750
	90	1.0000



1. I was aware of the major focus of the school's mission when I was a student there.